

# CROSS-COUNTRY SCANDINAVIAN CUP FINAL

## MINI TOUR

### Ladies 10 km F Pursuit

### Winner of the Day

#### COMPETITION JURY

TECHNICAL DELEGATE HARJU Jouni (FIN)  
 T.D. ASSISTANT PUIDA Janis (LAT)  
 CHIEF OF RACE ERNITS Neeme (EST)

#### TECHNICAL DATA

COURSE 10 km  
 HEIGHT DIFFERENCE (HD) 57 m  
 TOTAL CLIMB (TC) 179 m  
 MAXIMUM CLIMB (MC) 57 m  
 LENGTH OF LAP 5000 m  
 NUMBER OF LAPS 2  
 RACE DISTANCE 10,000 km

LOCATION : OTEPÄÄ

CATEGORY : SCAN

STYLE : FREE

TEMPERATURE: SNOW : 0,0°C AIR : -1,0°C

LIST n°616 APPLIED PENALTY: 36,74






CALCULATED PENALTY: 36,74

F = 1200

Records : 64

At Start : 63 Did Not Finish : 1 Disqualified : 0

At Finish : 62

Rank	Bib	Code	Name	Year	Nation	Time	Gap	Points
1	8	3425519	KVAALE Barbro	1992		24:33.1		36,74
2	9	3425772	BJOERNSGAARD Marthe	1993		24:33.5	0.4	37,07
3	7	3505675	SETTLIN Evelina	1992		24:38.1	5.0	40,81
4	3	3505809	SUNDLING Jonna	1994		24:48.7	15.6	49,45
5	10	3505449	SOEMSKAR Linn	1989		24:53.9	20.8	53,68
6	19	3425355	SLIND Silje Oeyre	1988		25:06.7	33.6	64,11
7	1	3425404	EIDE Mari	1989		25:09.0	35.9	65,98
8	14	3185089	HAKALA Maija	1984		25:10.4	37.3	67,12
9	30	3425539	KRISTOFFERSEN Emilie	1991		25:13.3	40.2	69,49
10	12	3425896	THEODORSEN Silje	1994		25:14.1	41.0	70,14
11	17	3505834	HENRIKSSON Sofia	1994		25:15.9	42.8	71,61
12	16	3426003	HEIMDAL Lovise	1995		25:16.6	43.5	72,18
13	29	3185299	RAHKOLA Hennariikka	1992		25:18.9	45.8	74,05
14	5	3425669	KALVAA Anne Kjersti	1992		25:24.0	50.9	78,20
15	13	3425902	GUSSIAAS Mari Stoen	1994		25:24.6	51.5	78,69
16	2	3425177	GJEITNES Kari Vikhagen	1985		25:24.8	51.7	78,86
17	6	3425381	SVENDSEN Anna	1990		25:25.0	51.9	79,02
18	4	3505591	NORDSTROEM Maria	1991		25:33.8	1:00.7	86,19
19	35	3426110	SMEDAAS Magni	1995		25:37.2	1:04.1	88,96
20	21	3185265	PITKAENEN Marjaana	1991		25:40.0	1:06.9	91,24
21	18	3185579	MATINTALO Johanna	1996		25:50.1	1:17.0	99,46
22	15	3425912	MURUD Thea Krokan	1994		25:53.2	1:20.1	101,99
23	20	3505588	MOHLIN Elin	1991		25:58.4	1:25.3	106,23
24	31	3425827	MOGSTAD Berit	1993		26:03.0	1:29.9	109,97
25	33	3505096	GRAEFNINGS Maria	1985		26:03.5	1:30.4	110,38
26	51	3185509	LONKA Katariina	1995		26:06.1	1:33.0	112,50
27	28	3425565	MYRSETH Merete	1992		26:10.6	1:37.5	116,16
28	27	3185333	UKKOLA Johanna	1993		26:12.5	1:39.4	117,71
29	25	3505800	DAHLQVIST Maja	1994		26:17.2	1:44.1	121,54
30	24	3425600	FLETEN Emilie	1992		26:17.8	1:44.7	122,03
31	36	3505614	LINDKVIST Ida	1991		26:18.9	1:45.8	122,93
32	26	3425443	NAKSTAD Maria Stroem	1991		26:23.8	1:50.7	126,92
33	44	3505681	ERKERS Frida	1992		26:24.8	1:51.7	127,73
34	43	3425936	SUNDSVIK Line	1994		26:25.4	1:52.3	128,22
35	23	3185501	NIIRANEN Krista	1993		26:32.7	1:59.6	134,17
36	11	3185447	LYLYNPERA Katri	1994		26:35.2	2:02.1	136,20
37	41	3425865	TJETLAND Renate Bergset	1994		26:36.9	2:03.8	137,59
38	40	3505654	GLAENNERUD Caroline	1992		26:39.5	2:06.4	139,71
39	32	3425590	JOERGENSEN Anniken	1992		26:43.9	2:10.8	143,29

## CROSS-COUNTRY SCANDINAVIAN CUP FINAL

## MINI TOUR

## Ladies 10 km F Pursuit


## Winner of the Day

Rank	Bib	Code	Name	Year	Nation	Time	Gap	Points
40	39	3426046	MADSEN Caroline	1995		26:51.8	2:18.7	149,73
41	52	3185102	TARVONEN Silja	1985		26:52.8	2:19.7	150,54
42	53	3185516	TORVINEN Petra	1994		26:59.5	2:26.4	156,00
43	49	3395067	TAMMJARV Kati	1992		27:04.8	2:31.7	160,32
44	22	3185514	JULIN Andrea	1994		27:12.0	2:38.9	166,18
45	46	3185305	PAJUNOJA Maaret	1990		27:17.4	2:44.3	170,58
46	34	3425837	NORDGAARDEN Sigrid	1993		27:20.1	2:47.0	172,78
47	45	3426104	BONDEN Inger	1995		27:21.8	2:48.7	174,16
48	59	3395114	TRUU Stine-lise	1999		27:28.7	2:55.6	179,79
49	37	3505828	DYVIK Anna	1994		27:29.8	2:56.7	180,68
50	57	3185371	NURMI Eeva	1992		27:39.7	3:06.6	188,75
51	38	3185406	RANTALA Tiia	1992		27:42.9	3:09.8	191,35
52	47	3425955	SNILDALSLI Wenche Aune	1994		27:48.9	3:15.8	196,24
53	56	3505556	JOHANSSON Eva	1990		27:49.0	3:15.9	196,32
54	55	3185414	KIVIKKO Noora	1990		27:55.2	3:22.1	201,37
55	42	3426112	STENSETH Ane Appelkvist	1995		28:07.6	3:34.5	211,47
56	62	3785032	KAZNACENKO Marija	1993		28:14.4	3:41.3	217,01
57	48	3185242	VAHAMETSA Ruut	1988		28:17.9	3:44.8	219,86
58	50	3425944	MIKKELSEN Henriette Heitmann	1994		28:18.9	3:45.8	220,68
59	60	3555036	MUIZHNIECE Anda	1991		28:46.5	4:13.4	243,16
60	54	3395104	PEEK Seila	1996		28:51.0	4:17.9	246,83
61	61	3505740	IVARSSON Emma	1993		29:11.1	4:38.0	263,20
62	64	3395110	KASEMETS Anette	1997		31:20.0	6:46.9	368,20

## Did Not Start (1)

63	3395120	LAURSOO Hanna Britt	1998	
----	---------	---------------------	------	---

## Did Not Finish (1)

58	3426006	WOLLAN Karoline	1995	
----	---------	-----------------	------	---