

# CROSS-COUNTRY SCANDINAVIAN CUP FINAL

## MINI TOUR

### MEN 10 km CL

#### Results

#### COMPETITION JURY

TECHNICAL DELEGATE HARJU Jouni (FIN)  
 T.D. ASSISTANT PUIDA Janis (LAT)  
 CHIEF OF RACE ERNITS Neeme (EST)

#### TECHNICAL DATA

COURSE 10 km  
 HEIGHT DIFFERENCE (HD) 57 m  
 TOTAL CLIMB (TC) 179 m  
 MAXIMUM CLIMB (MC) 57 m  
 LENGTH OF LAP 5000 m  
 NUMBER OF LAPS 2  
 RACE DISTANCE 10,000 km

LOCATION : OTEPÄÄ

CATEGORY : SCAN

STYLE : CLASSICAL

TEMPERATURE: SNOW : 0,9°C AIR : 2,5°C

LIST n°616 APPLIED PENALTY: 17,79

CALCULATED PENALTY: 17,79

F = 800

Records : 146

At Start : 139

Did Not Finish : 0

Disqualified : 0

At Finish : 139

Rank	Bib	Code	Name	Year	Nation	Time	Gap	Points
1	126	3420909	GOLBERG Paal	1990		23:22.9		17,79
2	106	3421845	GUNNULFSEN Mikael	1993		23:43.9	21.0	29,77
3	139	3421269	STOCK Daniel	1992		23:48.0	25.1	32,10
4	138	3421154	NYENGET Martin Loewstroem	1992		23:56.7	33.8	37,06
5	159	3422029	HOEL Johan	1994		23:56.9	34.0	37,18
6	102	3501346	THORN Viktor	1996		23:58.5	35.6	38,09
7	114	3180861	MAKI Joni	1995		24:19.5	56.6	50,07
8	127	3420463	STEEN Andreas Myran	1988		24:23.4	1:00.5	52,29
9	154	3421779	KRUEGER Simen Hegstad	1993		24:28.9	1:06.0	55,43
10	125	3500762	LINDBLAD Anton	1990		24:30.5	1:07.6	56,34
11	165	3420421	HELGESTAD Daniel Myrmael	1987		24:32.2	1:09.3	57,31
12	130	3421754	TAUGBOEL Haavard Solaas	1993		24:32.5	1:09.6	57,48
13	183	3420672	SVEEN Simen Andreas	1988		24:33.1	1:10.2	57,82
14	181	3421094	FRORUD Espen Udjus	1991		24:34.7	1:11.8	58,73
15	111	3180984	LEPISTO Lauri	1996		24:35.4	1:12.5	59,13
16	158	3422028	HAGA Magne	1994		24:38.2	1:15.3	60,73
17	116	3422316	RISETH Fredrik	1995		24:40.4	1:17.5	61,98
18	118	3422115	TEFRE Gjoeran	1994		24:41.4	1:18.5	62,55
19	122	3420614	NYGAARD Per Kristian	1987		24:42.2	1:19.3	63,01
20	115	3180865	VUORINEN Lauri	1995		24:43.5	1:20.6	63,75
21	146	3421601	GRAVE Nils Magnus Boeen	1991		24:45.0	1:22.1	64,61
22	142	3421123	HAMMERLUND Sindre Saetre	1992		24:47.3	1:24.4	65,92
23	129	3421316	AUNE Paal Troean	1992		24:50.2	1:27.3	67,57
24	175	3500143	SVANEBO Anders	1984		24:52.9	1:30.0	69,11
25	143	3422106	HOLTH Chrisander Skjoenberg	1994		24:55.1	1:32.2	70,37
26	105	3421807	SOLVANG Eirik	1993		24:58.3	1:35.4	72,19
27	187	3421849	MYSEN Eirik	1993		24:59.9	1:37.0	73,10
28	128	3421096	PALM Sindre Odberg	1992		25:02.6	1:39.7	74,64
29	109	3421655	LOEFALD Gjermund	1993		25:05.4	1:42.5	76,24
30	156	3421467	RUNDGREEN Mathias	1991		25:07.8	1:44.9	77,61
31	141	3420573	BAKKEN Timo Andre	1989		25:09.0	1:46.1	78,29
32	104	3501010	HAEGGSTROEM Johan	1992		25:09.8	1:46.9	78,75
33	219	3390034	KARP Algo	1985		25:11.8	1:48.9	79,89
34	117	3422084	HIPPE Even Saeteren	1994		25:12.1	1:49.2	80,06
35	201	3421522	THONER Halvor Korboel	1991		25:12.3	1:49.4	80,18
36	157	3180860	SARKKINEN Joonas	1994		25:13.6	1:50.7	80,92
37	113	3420935	FALLA Marius Caspersen	1990		25:16.7	1:53.8	82,68
38	160	3421660	RISETH Martin	1993		25:18.6	1:55.7	83,77
39	107	3422382	BU Torstein	1995		25:19.7	1:56.8	84,39

## CROSS-COUNTRY SCANDINAVIAN CUP FINAL

MINI TOUR  
MEN 10 km CL

## Results

Rank	Bib	Code	Name	Year	Nation	Time	Gap	Points
40	123	3422293	ERIKSEN Sivert Groetan	1995		25:20.1	1:57.2	84,62
41	163	3421578	JOHAUG JR. Karstein	1992		25:21.0	1:58.1	85,14
42	180	3422474	BRUVOLL Ole Joergen	1995		25:22.0	1:59.1	85,71
43	150	3420460	RENNEMO Anders Tettli	1988		25:22.1	1:59.2	85,76
44	119	3180565	KORPELA Heikki	1990		25:23.4	2:00.5	86,50
45	212	3422521	AUGDAL Eirik Sverdrup	1995		25:25.7	2:02.8	87,82
46	170	3390103	TAMMJARV Karel	1989		25:28.2	2:05.3	89,24
47	149	3421051	DAHLEN Thomas Albertsen	1991		25:32.2	2:09.3	91,52
48	134	3180175	HAEKAEMIES Antti	1986		25:32.7	2:09.8	91,81
49	182	3421882	HAMNES Vegard	1993		25:32.8	2:09.9	91,87
50	207	3390188	KORGE Kaarel Kasper	1996		25:33.5	2:10.6	92,26
51	140	3420594	LORENTSEN Eirik	1988		25:36.1	2:13.2	93,75
51	101	3500778	SILFVER Erik	1990		25:36.1	2:13.2	93,75
53	199	3422059	HOLEN Espen Honganvik	1994		25:36.6	2:13.7	94,03
54	168	3180766	OJANSIVU Antti	1993		25:37.9	2:15.0	94,77
55	211	3501183	LAGESON Simon	1994		25:43.8	2:20.9	98,14
56	210	3501044	BRAENMARK Viktor	1992		25:44.8	2:21.9	98,71
56	205	3500879	ERIKSSON Gustav	1991		25:44.8	2:21.9	98,71
58	178	3421855	MATHISEN Runar Skaug	1993		25:46.3	2:23.4	99,56
59	189	3180791	MAKI-HEIKKILA Rikhard	1993		25:47.3	2:24.4	100,13
60	223	3422583	WESTGAARD Thomas Hjalmar	1995		25:47.9	2:25.0	100,48
61	110	3420953	MOXNES Einar Flaktveit	1991		25:49.8	2:26.9	101,56
62	177	3421054	RAMSTAD Haakon	1991		25:53.2	2:30.3	103,50
63	108	3421836	EK Aleksander Dyrberg	1993		25:53.5	2:30.6	103,67
64	167	3421645	AUNLI Lars Ove	1993		25:54.1	2:31.2	104,01
65	224	3180870	MAKELA Juuso	1994		25:54.7	2:31.8	104,35
66	133	3501224	HEDLUND Anton	1994		25:55.4	2:32.5	104,75
67	230	3421776	ANDERSEN Fredrik Ole Oldereid	1993		25:56.2	2:33.3	105,21
68	121	3421229	LANES Simen	1991		25:59.0	2:36.1	106,81
69	155	3421553	BAKKENE Eivind	1990		26:01.7	2:38.8	108,35
70	252	3422245	ULVANG Joergen Saeternes	1994		26:02.0	2:39.1	108,52
71	204	3501297	SANDSTROEM Bjoern	1995		26:02.7	2:39.8	108,92
72	251	3422335	SKARPNORD Henrik	1995		26:03.2	2:40.3	109,20
72	186	3420977	DAHL Svein Halvor	1989		26:03.2	2:40.3	109,20
74	131	3501085	DYVIK Karl-Johan	1993		26:03.3	2:40.4	109,26
75	136	3421470	LOEFALD Hallvard	1992		26:06.9	2:44.0	111,31
76	132	3500625	NORDSTROEM Gustav	1989		26:10.1	2:47.2	113,14
77	191	3500991	WESTBERG Karl-Johan	1992		26:10.9	2:48.0	113,59
78	213	3422021	TJELLE Johan	1994		26:13.4	2:50.5	115,02
79	112	3181015	HAKALA Karri	1996		26:14.3	2:51.4	115,53
80	194	3422073	SUGAREN Oliver	1994		26:14.6	2:51.7	115,70
81	164	3180404	KETELAE Toni	1988		26:15.0	2:52.1	115,93
82	152	3422405	ERIKSTAD Audun	1995		26:17.9	2:55.0	117,58
83	161	3422490	THON Martin	1995		26:18.7	2:55.8	118,04
84	148	3390169	KILP Marko	1993		26:19.4	2:56.5	118,44
85	185	3180693	HONKIMAA Antti	1992		26:22.3	2:59.4	120,09
86	228	3422515	HAUGAN Sindre Oewre	1995		26:24.6	3:01.7	121,40
87	198	3421717	IVERSEN Mats	1993		26:24.9	3:02.0	121,58
88	196	3180515	KALLIO Vesa	1990		26:26.7	3:03.8	122,60
89	215	3501259	EKSTROEM Axel	1995		26:27.0	3:04.1	122,77
90	174	3500319	JONSSON Anders	1987		26:28.1	3:05.2	123,40
91	206	3421514	NILSEN Gjermund	1992		26:31.1	3:08.2	125,11

## CROSS-COUNTRY SCANDINAVIAN CUP FINAL

MINI TOUR  
MEN 10 km CL

## Results

Rank	Bib	Code	Name	Year	Nation	Time	Gap	Points
92	135	3422161	STADAAS Kasper	1994		26:31.3	3:08.4	125,22
93	217	3422130	TORVIK Truls	1994		26:31.4	3:08.5	125,28
94	203	3421760	FOLKVORD Ingvar	1993		26:33.7	3:10.8	126,59
95	151	3390167	ALEV Alvar Johannes	1993		26:34.0	3:11.1	126,76
96	103	3420360	ANDRESEN Ragnar Bragvin	1988		26:36.6	3:13.7	128,25
97	176	3550114	BIKSE Indulis	1995		26:39.9	3:17.0	130,13
98	193	3422359	WRIGHT Harald	1995		26:40.6	3:17.7	130,53
99	222	3180218	SIMOLA Jani	1985		26:42.7	3:19.8	131,73
100	124	3422477	NORTHUG Even	1995		26:43.4	3:20.5	132,12
101	197	3180350	MIKKOLAINEN Juha-Matti	1987		26:44.3	3:21.4	132,64
102	225	3180934	KARTANO Antti	1994		26:48.2	3:25.3	134,86
103	120	3421402	ANDERSEN Bendik Persch	1991		26:48.8	3:25.9	135,20
104	169	3422063	VESTLI Torstein	1994		26:49.4	3:26.5	135,55
105	202	3422255	AARRESTAD Magnus Lian	1995		26:49.5	3:26.6	135,60
106	153	3422004	THORSTENSEN Erik Lippestad	1994		26:51.0	3:28.1	136,46
107	166	3421033	DYRHOVDEN Joel	1989		26:51.2	3:28.3	136,57
108	236	3180413	PALOSAARI Heikki	1986		26:53.0	3:30.1	137,60
109	214	3181031	TAKANEN Jyri	1995		26:53.3	3:30.4	137,77
110	179	3501189	ENGSTROEM Jacob	1994		26:55.3	3:32.4	138,91
111	233	3180813	PONTINEN Teemu	1994		27:02.6	3:39.7	143,07
112	216	3180587	SALMELIN Johan	1992		27:03.3	3:40.4	143,47
113	229	3421064	LIE Sturla	1992		27:03.8	3:40.9	143,76
114	188	3422208	BERG Stian	1994		27:05.1	3:42.2	144,50
115	144	3390187	REMMELG Martin	1989		27:07.9	3:45.0	146,10
116	200	3421978	LARSEN Oeyvind	1994		27:09.8	3:46.9	147,18
117	184	3180878	EROLA Santeri	1994		27:11.6	3:48.7	148,21
117	145	3421102	BAKKE Henrik	1992		27:11.6	3:48.7	148,21
119	231	3780027	JAKELIUNAS Lukas	1992		27:12.8	3:49.9	148,89
120	227	3421318	GJEMSE Magnus	1991		27:14.9	3:52.0	150,09
121	137	3421685	ASDOEL Eirik	1993		27:22.8	3:59.9	154,59
122	218	3422512	FLATAKER Erling Engesvold	1995		27:25.1	4:02.2	155,90
123	234	3390208	AHTIAINEN Henri	1998		27:29.6	4:06.7	158,47
124	226	3180522	TIILIKAINEN Tino	1987		27:30.4	4:07.5	158,93
125	190	3390207	ROOS Henri	1998		27:30.6	4:07.7	159,04
126	235	3390228	RATT Alvar	1998		27:33.5	4:10.6	160,69
127	239	3390224	KARRI Kaarel	1998		27:35.2	4:12.3	161,66
128	162	3422246	PEDERSEN Krister Aaen	1994		27:39.7	4:16.8	164,23
129	172	3390189	KOLL Kristjan	1995		27:43.9	4:21.0	166,62
130	209	3180504	MAUNUKSELA Ville	1989		27:45.1	4:22.2	167,31
131	195	3780036	TERENTJEV Stepan	1996		27:47.6	4:24.7	168,73
131	147	3500880	JOHANSSON Emil	1991		27:47.6	4:24.7	168,73
133	221	3250018	BIRGISSON Saevar	1988		27:58.7	4:35.8	175,06
134	238	3421659	RINGEN Anton Killi	1993		28:05.6	4:42.7	179,00
135	237	3390233	KORK Taimar	1997		28:10.4	4:47.5	181,74
136	232	3390204	VAHER Kaspar	1996		28:23.0	5:00.1	188,92
137	220	3390238	MOISTUS Robert Klen	1998		28:57.0	5:34.1	208,31
138	240	3390219	UHA Jyri	1997		30:17.8	6:54.9	254,39
139	242	3390232	KULLAMAA Kaarel	1996		32:48.8	9:25.9	340,49






## Did Not Start (7)

171	3390170	POLLUSTE Mart Kevin	1994	
-----	---------	---------------------	------	--

## CROSS-COUNTRY SCANDINAVIAN CUP FINAL

MINI TOUR  
MEN 10 km CL

## Results

Rank	Bib	Code	Name	Year	Nation	Time	Gap	Points
173	3390055	<b>SELLIS Siim</b>		1987				
192	3180267	<b>PAJUNOJA Aki</b>		1985				
208	3390142	<b>VAHTRA Eno</b>		1990				
241	3390239	<b>NEEME Reigo</b>		1997				
243	3250023	<b>KRISTINSSON Brynjar Leo</b>		1988				
244	3550174	<b>SKEPS Alvis</b>		1998	