

CROSS-COUNTRY SCANDINAVIAN CUP FINAL

MINI TOUR

MEN SPRINT QUALIFICATION

Official ranking

COMPETITION JURY

TECHNICAL DELEGATE HARJU Jouni (FIN)
 T.D. ASSISTANT PUIDA Janis (LAT)
 CHIEF OF RACE ERNITS Neeme (EST)

TECHNICAL DATA

COURSE 1,3 km
 HEIGHT DIFFERENCE (HD) 29 m
 TOTAL CLIMB (TC) 29 m
 MAXIMUM CLIMB (MC) 27 m
 LENGTH OF LAP 0 m
 NUMBER OF LAPS 1
 RACE DISTANCE 1,300 km

LOCATION : OTEPÄÄ

CATEGORY : SCAN

STYLE : FREE

TEMPERATURE: SNOW : 0,0°C AIR : 0,9°C

LIST n°616 APPLIED PENALTY: 22,37

CALCULATED PENALTY: 22,37

F = 1200

Records : 157

At Start : 151

Did Not Finish : 0

Disqualified : 0

At Finish : 151

Rank	Bib	Code	Name	Year	Nation	Time	Gap	Points
1	109	3422477	NORTHUG Even	1995		2:51.90		22,37
2	102	3421754	TAUGBOEL Haavard Solaas	1993		2:51.91	0.01	22,44
3	105	3420463	STEEN Andreas Myran	1988		2:53.06	1.16	30,47
4	106	3421316	AUNE Paal Troean	1992		2:53.17	1.27	31,24
5	130	3422084	HIPPE Even Saeteren	1994		2:53.70	1.80	34,94
6	110	3421096	PALM Sindre Odberg	1992		2:53.80	1.90	35,63
7	124	3422115	TEFRE Gjoeran	1994		2:53.83	1.93	35,84
8	101	3420909	GOLBERG Paal	1990		2:54.42	2.52	39,96
9	125	3180865	VUORINEN Lauri	1995		2:54.67	2.77	41,71
10	120	3422316	RISETH Fredrik	1995		2:54.77	2.87	42,40
11	128	3420935	FALLA Marius Caspersen	1990		2:54.80	2.90	42,61
12	152	3420953	MOXNES Einar Flaktveit	1991		2:55.10	3.20	44,71
12	126	3421402	ANDERSEN Bendik Persch	1991		2:55.10	3.20	44,71
14	122	3421836	EK Aleksander Dyrberg	1993		2:55.14	3.24	44,99
15	136	3421229	LANES Simen	1991		2:55.22	3.32	45,55
16	118	3181015	HAKALA Karri	1996		2:55.25	3.35	45,76
17	139	3180984	LEPISTO Lauri	1996		2:55.42	3.52	46,94
18	131	3180565	KORPELA Heikki	1990		2:55.78	3.88	49,46
19	121	3180861	MAKI Joni	1995		2:55.79	3.89	49,53
20	140	3422293	ERIKSEN Sivert Groetan	1995		2:55.96	4.06	50,71
21	135	3421807	SOLVANG Eirik	1993		2:56.10	4.20	51,69
22	111	3500762	LINDBLAD Anton	1990		2:56.29	4.39	53,02
23	141	3501346	THORN Viktor	1996		2:56.64	4.74	55,46
24	149	3420614	NYGAARD Per Kristian	1987		2:56.89	4.99	57,20
25	107	3500778	SILFVER Erik	1990		2:57.06	5.16	58,39
26	148	3421655	LOEFALD Gjermund	1993		2:57.12	5.22	58,81
27	209	3422382	BU Torstein	1995		2:57.29	5.39	60,00
28	154	3501010	HAEGGSTROEM Johan	1992		2:57.46	5.56	61,18
29	137	3420360	ANDRESEN Ragnar Bragvin	1988		2:57.48	5.58	61,32
30	133	3421845	GUNNULFSEN Mikael	1993		2:57.49	5.59	61,39
31	145	3501085	DYVIK Karl-Johan	1993		2:57.53	5.63	61,67
32	108	3500625	NORDSTROEM Gustav	1989		2:57.58	5.68	62,02
33	156	3501224	HEDLUND Anton	1994		2:57.63	5.73	62,37
34	123	3180175	HAECAEMIES Antti	1986		2:57.69	5.79	62,79
35	114	3422161	STADAAS Kasper	1994		2:57.97	6.07	64,74
36	144	3421470	LOEFALD Hallvard	1992		2:58.08	6.18	65,51
37	194	3421685	ASDOEL Eirik	1993		2:58.11	6.21	65,72
38	112	3421154	NYENGET Martin Loewstroem	1992		2:58.16	6.26	66,07
39	165	3421269	STOCK Daniel	1992		2:58.17	6.27	66,14

CROSS-COUNTRY SCANDINAVIAN CUP FINAL

MINI TOUR

MEN SPRINT QUALIFICATION

Official ranking

Rank	Bib	Code	Name	Year	Nation	Time	Gap	Points
40	167	3420594	LORENTSEN Eirik	1988		2:58.20	6.30	66,35
41	103	3420573	BAKKEN Timo Andre	1989		2:58.21	6.31	66,42
42	127	3421123	HAMMERLUND Sindre Saetre	1992		2:58.29	6.39	66,98
43	143	3422106	HOLTH Chrisander Skjoenberg	1994		2:58.30	6.40	67,05
44	250	3390187	REMMELG Martin	1989		2:58.34	6.44	67,33
45	132	3421102	BAKKE Henrik	1992		2:58.69	6.79	69,77
46	155	3421601	GRAVE Nils Magnus Boeen	1991		2:58.76	6.86	70,26
47	134	3500880	JOHANSSON Emil	1991		2:58.77	6.87	70,33
48	113	3390169	KILP Marko	1993		2:58.84	6.94	70,82
49	162	3421051	DAHLEN Thomas Albertsen	1991		2:58.98	7.08	71,79
50	160	3420460	RENNEMO Anders Tettli	1988		2:59.02	7.12	72,07
51	153	3390167	ALEV Alvar Johannes	1993		2:59.09	7.19	72,56
52	231	3422405	ERIKSTAD Audun	1995		2:59.11	7.21	72,70
52	151	3422004	THORSTENSEN Erik Lippestad	1994		2:59.11	7.21	72,70
54	185	3421779	KRUEGER Simen Hegstad	1993		2:59.18	7.28	73,19
55	115	3421553	BAKKENE Eivind	1990		2:59.22	7.32	73,47
56	119	3421467	RUNDGREEN Mathias	1991		2:59.25	7.35	73,68
57	170	3180860	SARKKINEN Joonas	1994		2:59.32	7.42	74,17
58	187	3422028	HAGA Magne	1994		2:59.52	7.62	75,56
59	138	3422029	HOEL Johan	1994		2:59.70	7.80	76,82
60	150	3421660	RISETH Martin	1993		2:59.71	7.81	76,89
61	177	3422490	THON Martin	1995		2:59.76	7.86	77,24
62	169	3422246	PEDERSEN Krister Aaen	1994		2:59.83	7.93	77,73
63	168	3421578	JOHAUG JR. Karstein	1992		2:59.96	8.06	78,64
64	104	3180404	KETELAE Toni	1988		3:00.17	8.27	80,10
65	166	3420421	HELGESTAD Daniel Myrmael	1987		3:00.18	8.28	80,17
66	129	3780015	VAICIULIS Modestas	1989		3:00.25	8.35	80,66
67	208	3421033	DYRHOVDEN Joel	1989		3:00.30	8.40	81,01
68	146	3421645	AUNLI Lars Ove	1993		3:00.58	8.68	82,96
69	181	3180766	OJANSIVU Antti	1993		3:00.93	9.03	85,41
70	197	3422063	VESTLI Torstein	1994		3:01.00	9.10	85,90
71	147	3390103	TAMMJARV Karel	1989		3:01.10	9.20	86,59
72	161	3390170	POLLUSTE Mart Kevin	1994		3:01.18	9.28	87,15
73	175	3390189	KOLL Kristjan	1995		3:01.31	9.41	88,06
74	116	3390055	SELLIS Siim	1987		3:01.39	9.49	88,62
75	158	3500319	JONSSON Anders	1987		3:01.47	9.57	89,18
76	172	3500143	SVANEBO Anders	1984		3:01.49	9.59	89,32
77	186	3550114	BIKSE Indulis	1995		3:01.53	9.63	89,60
78	252	3421054	RAMSTAD Haakon	1991		3:01.59	9.69	90,01
78	205	3421855	MATHISEN Runar Skaug	1993		3:01.59	9.69	90,01
80	142	3501189	ENGSTROEM Jacob	1994		3:01.64	9.74	90,36
81	198	3422474	BRUVOLL Ole Joergen	1995		3:01.72	9.82	90,92
82	184	3421094	FRORUD Espen Udjus	1991		3:02.10	10.20	93,57
83	219	3421882	HAMNES Vegard	1993		3:02.12	10.22	93,71
84	246	3420672	SVEEN Simen Andreas	1988		3:02.29	10.39	94,90
85	180	3180878	EROLA Santeri	1994		3:02.66	10.76	97,48
86	189	3180693	HONKIMAA Antti	1992		3:02.69	10.79	97,69
87	190	3420977	DAHL Svein Halvor	1989		3:02.93	11.03	99,37
88	159	3421849	MYSEN Eirik	1993		3:02.94	11.04	99,44
89	183	3422208	BERG Stian	1994		3:03.17	11.27	101,04
90	164	3180791	MAKI-HEIKKILA Rikhard	1993		3:03.55	11.65	103,70
91	224	3422335	SKARPNORD Henrik	1995		3:03.74	11.84	105,02

CROSS-COUNTRY SCANDINAVIAN CUP FINAL

MINI TOUR

MEN SPRINT QUALIFICATION

Official ranking









Rank	Bib	Code	Name	Year	Nation	Time	Gap	Points
92	218	3390207	ROOS Henri	1998		3:03.80	11.90	105,44
93	117	3500991	WESTBERG Karl-Johan	1992		3:03.91	12.01	106,21
94	203	3180267	PAJUNOJA Aki	1985		3:03.92	12.02	106,28
95	206	3422359	WRIGHT Harald	1995		3:04.00	12.10	106,84
96	195	3422073	SUGAREN Oliver	1994		3:04.10	12.20	107,54
97	215	3780036	TERENTJEV Stepan	1996		3:04.25	12.35	108,58
98	171	3180515	KALLIO Vesa	1990		3:04.33	12.43	109,14
99	174	3390148	JAAMA Mattis	1992		3:04.54	12.64	110,61
100	157	3180350	MIKKOLAINEN Juha-Matti	1987		3:04.57	12.67	110,82
101	192	3421717	IVERSEN Mats	1993		3:04.76	12.86	112,14
102	236	3550147	VIGANTS Raimo	1999		3:04.86	12.96	112,84
103	173	3422059	HOLEN Espen Honganvik	1994		3:04.87	12.97	112,91
104	179	3421978	LARSEN Oeyvind	1994		3:05.00	13.10	113,82
105	201	3421522	THONER Halvor Korboel	1991		3:05.11	13.21	114,59
106	176	3422245	ULVANG Joergen Saeternes	1994		3:05.23	13.33	115,42
107	196	3422255	AARRESTAD Magnus Lian	1995		3:05.53	13.63	117,52
108	199	3421760	FOLKVORD Ingvar	1993		3:05.55	13.65	117,66
109	193	3501297	SANDSTROEM Bjoern	1995		3:05.77	13.87	119,19
110	163	3500879	ERIKSSON Gustav	1991		3:05.91	14.01	120,17
111	216	3421514	NILSEN Gjermund	1992		3:05.98	14.08	120,66
112	220	3390188	KORGE Kaarel Kasper	1996		3:06.20	14.30	122,20
113	253	3390142	VAHTRA Eno	1990		3:07.32	15.42	130,01
114	213	3180504	MAUNUKSELA Ville	1989		3:07.63	15.73	132,18
115	221	3501044	BRAENMARK Viktor	1992		3:07.67	15.77	132,46
116	207	3501183	LAGESON Simon	1994		3:07.98	16.08	134,62
117	188	3422521	AUGDAL Eirik Sverdrup	1995		3:08.11	16.21	135,53
118	248	3422021	TJELLE Johan	1994		3:08.66	16.76	139,37
119	228	3181031	TAKANEN Jyri	1995		3:09.40	17.50	144,53
120	178	3501259	EKSTROEM Axel	1995		3:09.41	17.51	144,60
121	217	3180587	SALMELIN Johan	1992		3:09.49	17.59	145,16
122	211	3422130	TORVIK Truls	1994		3:09.89	17.99	147,95
123	212	3422512	FLATAKER Erling Engesvold	1995		3:10.52	18.62	152,35
124	182	3390034	KARP Algo	1985		3:10.62	18.72	153,05
125	235	3390238	MOISTUS Robert Klen	1998		3:10.86	18.96	154,73
126	214	3250018	BIRGISSON Saevar	1988		3:11.11	19.21	156,47
127	210	3180218	SIMOLA Jani	1985		3:11.18	19.28	156,96
128	222	3422583	WESTGAARD Thomas Hjalmar	1995		3:11.30	19.40	157,80
129	202	3180870	MAKELA Juuso	1994		3:11.86	19.96	161,71
130	223	3180934	KARTANO Antti	1994		3:12.27	20.37	164,57
131	247	3180522	TIILIKAINEN Tino	1987		3:12.67	20.77	167,36
132	226	3421318	GJEMSE Magnus	1991		3:12.73	20.83	167,78
133	234	3422515	HAUGAN Sindre Oewre	1995		3:12.74	20.84	167,85
134	237	3421064	LIE Sturla	1992		3:12.97	21.07	169,46
135	249	3421776	ANDERSEN Fredrik Ole Oldereid	1993		3:13.18	21.28	170,92
136	191	3780027	JAKELIUNAS Lukas	1992		3:13.22	21.32	171,20
137	232	3390204	VAHER Kaspar	1996		3:14.68	22.78	181,39
138	225	3180813	PONTINEN Teemu	1994		3:14.72	22.82	181,67
139	204	3390208	AHTIAINEN Henri	1998		3:15.06	23.16	184,05
140	229	3390227	JAANIPERE Rico	1997		3:15.17	23.27	184,81
141	242	3390228	RATT Alvar	1998		3:16.87	24.97	196,68
142	251	3180413	PALOSAARI Heikki	1986		3:17.67	25.77	202,27
143	241	3390233	KORK Taimar	1997		3:17.71	25.81	202,54

CROSS-COUNTRY SCANDINAVIAN CUP FINAL


MINI TOUR

MEN SPRINT QUALIFICATION

Official ranking

Rank	Bib	Code	Name	Year	Nation	Time	Gap	Points
144	233	3421659	RINGEN Anton Killi	1993		3:17.86	25.96	203,59
145	238	3390224	KARRI Kaarel	1998		3:18.73	26.83	209,66
146	256	3390219	UHA Jyri	1997		3:20.73	28.83	223,63
147	243	3390239	NEEME Reigo	1997		3:21.61	29.71	229,77
148	245	3390232	KULLAMAA Kaarel	1996		3:22.04	30.14	232,77
149	239	3250023	KRISTINSSON Brynjar Leo	1988		3:22.24	30.34	234,17
150	240	3550174	SKEPS Alvis	1998		3:23.77	31.87	244,85
151	255	3550192	LIEPINS Karlis	1999		3:36.92	45.02	336,65

Did Not Start (6)

200	3180863	VINKANHARJU	Walteri	1995				
227	3420784	KLEMOEN	Eivind	1990				
230	3390229	KANGRO	Kaivo-Mart	1998				
244	3390230	SOESON	Marten	1999				
254	3390240	HIMMA	Martin	1999				
257	3390241	VAHER	RISTO	1989				