



















































CROSS-COUNTRY SCANDINAVIAN CUP FINAL

MINI TOUR

Tour Results Ladies

Rank	Code	Name	Year	Nation	Sprint	Total	Gap
1	3425404	EIDE Mari	1989		2:23.28 (1)	2:23.28	
2	3505809	SUNDLING Jonna	1994		2:23.97 (2)	2:23.97	0.69
3	3425902	GUSSIAAS Mari Stoen	1994		2:26.85 (3)	2:26.85	3.57
4	3505449	SOEMSKAR Linn	1989		2:28.11 (4)	2:28.11	4.83
5	3425519	KVAALE Barbro	1992		2:35.12 (5)	2:35.12	11.84
6	3505591	NORDSTROEM Maria	1991		2:36.57 (6)	2:36.57	13.29
7	3425177	GJEITNES Kari Vikhagen	1985		2:38.74 (7)	2:38.74	15.46
8	3425669	KALVAA Anne Kjersti	1992		2:42.10 (8)	2:42.10	18.82
9	3185447	LYLYNPERA Katri	1994		2:45.08 (9)	2:45.08	21.80
10	3425912	MURUD Thea Krokan	1994		2:45.21 (10)	2:45.21	21.93
11	3425772	BJOERNSGAARD Marthe	1993		2:46.98 (11)	2:46.98	23.70
12	3505800	DAHLQVIST Maja	1994		2:47.45 (12)	2:47.45	24.17
13	3505588	MOHLIN Elin	1991		2:50.88 (13)	2:50.88	27.60
14	3505675	SETTLIN Evelina	1992		2:51.30 (14)	2:51.30	28.02
15	3425355	SLIND Silje Oeyre	1988		2:52.49 (15)	2:52.49	29.21
16	3185514	JULIN Andrea	1994		2:53.51 (16)	2:53.51	30.23
17	3185089	HAKALA Maija	1984		2:53.89 (17)	2:53.89	30.61
18	3505614	LINDKVIST Ida	1991		2:53.99 (18)	2:53.99	30.71
19	3185299	RAHKOLA Hennariikka	1992		2:54.53 (19)	2:54.53	31.25
20	3425865	TJETLAND Renate Bergset	1994		2:54.66 (20)	2:54.66	31.38
21	3425381	SVENDSEN Anna	1990		2:55.07 (21)	2:55.07	31.79
22	3425896	THEODORSEN Silje	1994		2:56.95 (22)	2:56.95	33.67
23	3185406	RANTALA Tiia	1992		2:57.33 (23)	2:57.33	34.05
24	3426003	HEIMDAL Lovise	1995		2:57.88 (24)	2:57.88	34.60
24	3505096	GRAEFNINGS Maria	1985		2:57.88 (24)	2:57.88	34.60
26	3425600	FLETEN Emilie	1992		2:59.09 (26)	2:59.09	35.81
27	3395067	TAMMJARV Kati	1992		2:59.69 (27)	2:59.69	36.41
28	3425539	KRISTOFFERSEN Emilie	1991		2:59.71 (28)	2:59.71	36.43
29	3185501	NIIRANEN Krista	1993		3:00.41 (29)	3:00.41	37.13
30	3425837	NORDGAARDEN Sigrid	1993		3:00.52 (30)	3:00.52	37.24
31	3425944	MIKKELSEN Henriette Heitmann	1994		3:02.92 (31)	3:02.92	39.64
32	3425565	MYRSETH Merete	1992		3:03.07 (32)	3:03.07	39.79
33	3185265	PITKAENEN Marjaana	1991		3:03.43 (33)	3:03.43	40.15
34	3505834	HENRIKSSON Sofia	1994		3:03.55 (34)	3:03.55	40.27
35	3395104	PEEK Seila	1996		3:03.59 (35)	3:03.59	40.31
36	3505828	DYVIK Anna	1994		3:03.87 (36)	3:03.87	40.59
37	3425955	SNILDALSLI Wenche Aune	1994		3:03.91 (37)	3:03.91	40.63
38	3185305	PAJUNOJA Maaret	1990		3:04.07 (38)	3:04.07	40.79
39	3395083	PARNIK Piret	1993		3:04.25 (39)	3:04.25	40.97
40	3426110	SMEDAAS Magni	1995		3:04.47 (40)	3:04.47	41.19
41	3426112	STENSETH Ane Appelkvist	1995		3:04.57 (41)	3:04.57	41.29
42	3555000	DAUSHKANE Inga	1980		3:04.72 (42)	3:04.72	41.44
43	3505681	ERKERS Frida	1992		3:04.91 (43)	3:04.91	41.63
44	3185102	TARVONEN Silja	1985		3:05.34 (44)	3:05.34	42.06
45	3425860	DJUKASTEIN Hege	1994		3:05.54 (45)	3:05.54	42.26
46	3425936	SUNDSVIK Line	1994		3:05.65 (46)	3:05.65	42.37
47	3425443	NAKSTAD Maria Stroem	1991		3:05.76 (47)	3:05.76	42.48
48	3426046	MADSEN Caroline	1995		3:06.01 (48)	3:06.01	42.73
49	3185333	UKKOLA Johanna	1993		3:06.24 (49)	3:06.24	42.96
50	3185242	VAHAMETSA Ruut	1988		3:06.39 (50)	3:06.39	43.11
51	3425827	MOGSTAD Berit	1993		3:07.10 (51)	3:07.10	43.82
52	3185579	MATINTALO Johanna	1996		3:07.19 (52)	3:07.19	43.91

CROSS-COUNTRY SCANDINAVIAN CUP FINAL

MINI TOUR

Tour Results Ladies

Rank	Code	Name	Year	Nation	Sprint	Total	Gap
53	3785032	KAZNACENKO Marija	1993		3:07.87 (53)	3:07.87	44.59
54	3555022	PASHKOVSKA Inga	1992		3:08.28 (54)	3:08.28	45.00
55	3505556	JOHANSSON Eva	1990		3:08.82 (55)	3:08.82	45.54
56	3395114	TRUU Stine-lise	1999		3:09.21 (56)	3:09.21	45.93
57	3505654	GLAENNERUD Caroline	1992		3:10.09 (57)	3:10.09	46.81
58	3425590	JOERGENSEN Anniken	1992		3:10.41 (58)	3:10.41	47.13
59	3185516	TORVINEN Petra	1994		3:10.89 (59)	3:10.89	47.61
60	3425863	ALNAES Anikken Gjerde	1994		3:10.94 (60)	3:10.94	47.66
61	3185414	KIVIKKO Noora	1990		3:11.25 (61)	3:11.25	47.97
62	3505740	IVARSSON Emma	1993		3:12.05 (62)	3:12.05	48.77
63	3426104	BONDEN Inger	1995		3:13.03 (63)	3:13.03	49.75
64	3395115	PULLES Mariel Merlii	1998		3:13.06 (64)	3:13.06	49.78
65	3555036	MUIZHNIECE Anda	1991		3:14.05 (65)	3:14.05	50.77
66	3395113	TREIER Johanna	1998		3:14.24 (66)	3:14.24	50.96
67	3426006	WOLLAN Karoline	1995		3:14.48 (67)	3:14.48	51.20
68	3185371	NURMI Eeva	1992		3:14.54 (68)	3:14.54	51.26
69	3395120	LAURSOO Hanna Britt	1998		3:16.12 (69)	3:16.12	52.84
70	3395127	KAASIK Hanna-Britta	1999		3:16.49 (70)	3:16.49	53.21
71	3395110	KASEMETS Anette	1997		3:20.10 (71)	3:20.10	56.82
72	3555025	KOVALOVA Natalija	1993		3:21.23 (72)	3:21.23	57.95
73	3395121	TILK Marimal	1998		3:21.36 (73)	3:21.36	58.08
74	3395118	OJAVEE Katrina	1996		3:23.35 (74)	3:23.35	1:00.07
75	3185509	LONKA Katariina	1995		3:24.81 (75)	3:24.81	1:01.53
76	3395116	OJASTE Teiloora	2000		3:25.07 (76)	3:25.07	1:01.79
77	3555030	AUZINA Kitija	1996		3:29.40 (77)	3:29.40	1:06.12
78	3395130	TUUL Teesi	1998		3:31.06 (78)	3:31.06	1:07.78
79	3555058	BERGFELDE Paula	1998		3:39.42 (79)	3:39.42	1:16.14