



CROSS-COUNTRY SCANDINAVIAN CUP FINAL

MINI TOUR



Tour Results Men

Rank	Code	Name	Year	Nation	Sprint	Total	Gap
1	3421754	TAUGBOEL Haavard Solaas	1993		2:21.91 (1)	2:21.91	
2	3421316	AUNE Paal Troean	1992		2:26.17 (2)	2:26.17	4.26
3	3421096	PALM Sindre Odberg	1992		2:29.80 (3)	2:29.80	7.89
4	3420463	STEEN Andreas Myran	1988		2:31.06 (4)	2:31.06	9.15
5	3420909	GOLBERG Paal	1990		2:31.42 (5)	2:31.42	9.51
6	3500762	LINDBLAD Anton	1990		2:35.29 (6)	2:35.29	13.38
7	3422477	NORTHUG Even	1995		2:37.90 (7)	2:37.90	15.99
8	3422293	ERIKSEN Sivert Groetan	1995		2:39.96 (8)	2:39.96	18.05
9	3420614	NYGAARD Per Kristian	1987		2:41.89 (9)	2:41.89	19.98
10	3421229	LANES Simen	1991		2:42.22 (10)	2:42.22	20.31
11	3421402	ANDERSEN Bendik Persch	1991		2:43.10 (11)	2:43.10	21.19
12	3180565	KORPELA Heikki	1990		2:44.78 (12)	2:44.78	22.87
13	3422115	TEFRE Gjoeran	1994		2:48.83 (13)	2:48.83	26.92
14	3422084	HIPPE Even Saeteren	1994		2:49.70 (14)	2:49.70	27.79
15	3422316	RISETH Fredrik	1995		2:49.77 (15)	2:49.77	27.86
16	3180865	VUORINEN Lauri	1995		2:50.67 (16)	2:50.67	28.76
17	3180861	MAKI Joni	1995		2:50.79 (17)	2:50.79	28.88
18	3420935	FALLA Marius Caspersen	1990		2:51.80 (18)	2:51.80	29.89
19	3181015	HAKALA Karri	1996		2:52.25 (19)	2:52.25	30.34
20	3180984	LEPISTO Lauri	1996		2:52.42 (20)	2:52.42	30.51
21	3420953	MOXNES Einar Flaktveit	1991		2:53.10 (21)	2:53.10	31.19
22	3421655	LOEFALD Gjermund	1993		2:53.12 (22)	2:53.12	31.21
23	3421836	EK Aleksander Dyrberg	1993		2:53.14 (23)	2:53.14	31.23
24	3422382	BU Torstein	1995		2:53.29 (24)	2:53.29	31.38
25	3421845	GUNNULFSEN Mikael	1993		2:53.49 (25)	2:53.49	31.58
26	3421807	SOLVANG Eirik	1993		2:54.10 (26)	2:54.10	32.19
27	3501010	HAEGGSTROEM Johan	1992		2:54.46 (27)	2:54.46	32.55
28	3420360	ANDRESEN Ragnar Bragvin	1988		2:54.48 (28)	2:54.48	32.57
29	3501346	THORN Viktor	1996		2:54.64 (29)	2:54.64	32.73
30	3500778	SILFVER Erik	1990		2:55.06 (30)	2:55.06	33.15
31	3501085	DYVIK Karl-Johan	1993		2:57.53 (31)	2:57.53	35.62
32	3500625	NORDSTROEM Gustav	1989		2:57.58 (32)	2:57.58	35.67
33	3501224	HEDLUND Anton	1994		2:57.63 (33)	2:57.63	35.72
34	3180175	HAECAEMIES Antti	1986		2:57.69 (34)	2:57.69	35.78
35	3422161	STADAAS Kasper	1994		2:57.97 (35)	2:57.97	36.06
36	3421470	LOEFALD Hallvard	1992		2:58.08 (36)	2:58.08	36.17
37	3421685	ASDOEL Eirik	1993		2:58.11 (37)	2:58.11	36.20
38	3421154	NYENGET Martin Loewstroem	1992		2:58.16 (38)	2:58.16	36.25
39	3421269	STOCK Daniel	1992		2:58.17 (39)	2:58.17	36.26
40	3420594	LORENTSEN Eirik	1988		2:58.20 (40)	2:58.20	36.29
41	3420573	BAKKEN Timo Andre	1989		2:58.21 (41)	2:58.21	36.30
42	3421123	HAMMERLUND Sindre Saetre	1992		2:58.29 (42)	2:58.29	36.38
43	3422106	HOLTH Chrisander Skjoenberg	1994		2:58.30 (43)	2:58.30	36.39
44	3390187	REMMELG Martin	1989		2:58.34 (44)	2:58.34	36.43
45	3421102	BAKKE Henrik	1992		2:58.69 (45)	2:58.69	36.78
46	3421601	GRAVE Nils Magnus Boeen	1991		2:58.76 (46)	2:58.76	36.85
47	3500880	JOHANSSON Emil	1991		2:58.77 (47)	2:58.77	36.86
48	3390169	KILP Marko	1993		2:58.84 (48)	2:58.84	36.93
49	3421051	DAHLEN Thomas Albertsen	1991		2:58.98 (49)	2:58.98	37.07
50	3420460	RENNEMO Anders Tettli	1988		2:59.02 (50)	2:59.02	37.11
51	3390167	ALEV Alvar Johannes	1993		2:59.09 (51)	2:59.09	37.18
52	3422405	ERIKSTAD Audun	1995		2:59.11 (52)	2:59.11	37.20

CROSS-COUNTRY SCANDINAVIAN CUP FINAL

MINI TOUR

Tour Results Men

Rank	Code	Name	Year	Nation	Sprint	Total	Gap
52	3422004	THORSTENSEN Erik Lippestad	1994		2:59.11 (52)	2:59.11	37.20
54	3421779	KRUEGER Simen Hegstad	1993		2:59.18 (54)	2:59.18	37.27
55	3421553	BAKKENE Eivind	1990		2:59.22 (55)	2:59.22	37.31
56	3421467	RUNDGREEN Mathias	1991		2:59.25 (56)	2:59.25	37.34
57	3180860	SARKKINEN Joonas	1994		2:59.32 (57)	2:59.32	37.41
58	3422028	HAGA Magne	1994		2:59.52 (58)	2:59.52	37.61
59	3422029	HOEL Johan	1994		2:59.70 (59)	2:59.70	37.79
60	3421660	RISETH Martin	1993		2:59.71 (60)	2:59.71	37.80
61	3422490	THON Martin	1995		2:59.76 (61)	2:59.76	37.85
62	3422246	PEDERSEN Krister Aaen	1994		2:59.83 (62)	2:59.83	37.92
63	3421578	JOHAUG JR. Karstein	1992		2:59.96 (63)	2:59.96	38.05
64	3180404	KETELAE Toni	1988		3:00.17 (64)	3:00.17	38.26
65	3420421	HELGESTAD Daniel Myrmael	1987		3:00.18 (65)	3:00.18	38.27
66	3780015	VAICIULIS Modestas	1989		3:00.25 (66)	3:00.25	38.34
67	3421033	DYRHOVDEN Joel	1989		3:00.30 (67)	3:00.30	38.39
68	3421645	AUNLI Lars Ove	1993		3:00.58 (68)	3:00.58	38.67
69	3180766	OJANSIVU Antti	1993		3:00.93 (69)	3:00.93	39.02
70	3422063	VESTLI Torstein	1994		3:01.00 (70)	3:01.00	39.09
71	3390103	TAMMJARV Karel	1989		3:01.10 (71)	3:01.10	39.19
72	3390170	POLLUSTE Mart Kevin	1994		3:01.18 (72)	3:01.18	39.27
73	3390189	KOLL Kristjan	1995		3:01.31 (73)	3:01.31	39.40
74	3390055	SELLIS Siim	1987		3:01.39 (74)	3:01.39	39.48
75	3500319	JONSSON Anders	1987		3:01.47 (75)	3:01.47	39.56
76	3500143	SVANEBO Anders	1984		3:01.49 (76)	3:01.49	39.58
77	3550114	BIKSE Indulis	1995		3:01.53 (77)	3:01.53	39.62
78	3421054	RAMSTAD Haakon	1991		3:01.59 (78)	3:01.59	39.68
78	3421855	MATHISEN Runar Skaug	1993		3:01.59 (78)	3:01.59	39.68
80	3501189	ENGSTROEM Jacob	1994		3:01.64 (80)	3:01.64	39.73
81	3422474	BRUVOLL Ole Joergen	1995		3:01.72 (81)	3:01.72	39.81
82	3421094	FRORUD Espen Udjus	1991		3:02.10 (82)	3:02.10	40.19
83	3421882	HAMNES Vegard	1993		3:02.12 (83)	3:02.12	40.21
84	3420672	SVEEN Simen Andreas	1988		3:02.29 (84)	3:02.29	40.38
85	3180878	EROLA Santeri	1994		3:02.66 (85)	3:02.66	40.75
86	3180693	HONKIMAA Antti	1992		3:02.69 (86)	3:02.69	40.78
87	3420977	DAHL Svein Halvor	1989		3:02.93 (87)	3:02.93	41.02
88	3421849	MYSEN Eirik	1993		3:02.94 (88)	3:02.94	41.03
89	3422208	BERG Stian	1994		3:03.17 (89)	3:03.17	41.26
90	3180791	MAKI-HEIKKILA Rikhard	1993		3:03.55 (90)	3:03.55	41.64
91	3422335	SKARPNORD Henrik	1995		3:03.74 (91)	3:03.74	41.83
92	3390207	ROOS Henri	1998		3:03.80 (92)	3:03.80	41.89
93	3500991	WESTBERG Karl-Johan	1992		3:03.91 (93)	3:03.91	42.00
94	3180267	PAJUNOJA Aki	1985		3:03.92 (94)	3:03.92	42.01
95	3422359	WRIGHT Harald	1995		3:04.00 (95)	3:04.00	42.09
96	3422073	SUGAREN Oliver	1994		3:04.10 (96)	3:04.10	42.19
97	3780036	TERENTJEV Stepan	1996		3:04.25 (97)	3:04.25	42.34
98	3180515	KALLIO Vesa	1990		3:04.33 (98)	3:04.33	42.42
99	3390148	JAAMA Mattis	1992		3:04.54 (99)	3:04.54	42.63
100	3180350	MIKKOLAINEN Juha-Matti	1987		3:04.57 (100)	3:04.57	42.66
101	3421717	IVERSEN Mats	1993		3:04.76 (101)	3:04.76	42.85
102	3550147	VIGANTS Raimo	1999		3:04.86 (102)	3:04.86	42.95
103	3422059	HOLEN Espen Honganvik	1994		3:04.87 (103)	3:04.87	42.96
104	3421978	LARSEN Oeyvind	1994		3:05.00 (104)	3:05.00	43.09
105	3421522	THONER Halvor Korboel	1991		3:05.11 (105)	3:05.11	43.20

CROSS-COUNTRY SCANDINAVIAN CUP FINAL

MINI TOUR

Tour Results Men

Rank	Code	Name	Year	Nation	Sprint	Total	Gap
106	3422245	ULVANG Joergen Saeternes	1994		3:05.23 (106)	3:05.23	43.32
107	3422255	AARRESTAD Magnus Lian	1995		3:05.53 (107)	3:05.53	43.62
108	3421760	FOLKVORD Ingvar	1993		3:05.55 (108)	3:05.55	43.64
109	3501297	SANDSTROEM Bjoern	1995		3:05.77 (109)	3:05.77	43.86
110	3500879	ERIKSSON Gustav	1991		3:05.91 (110)	3:05.91	44.00
111	3421514	NILSEN Gjermund	1992		3:05.98 (111)	3:05.98	44.07
112	3390188	KORGE Kaarel Kasper	1996		3:06.20 (112)	3:06.20	44.29
113	3390142	VAHTRA Eno	1990		3:07.32 (113)	3:07.32	45.41
114	3180504	MAUNUKSELA Ville	1989		3:07.63 (114)	3:07.63	45.72
115	3501044	BRAENNMARK Viktor	1992		3:07.67 (115)	3:07.67	45.76
116	3501183	LAGESON Simon	1994		3:07.98 (116)	3:07.98	46.07
117	3422521	AUGDAL Eirik Sverdrup	1995		3:08.11 (117)	3:08.11	46.20
118	3422021	TJELLE Johan	1994		3:08.66 (118)	3:08.66	46.75
119	3181031	TAKANEN Jyri	1995		3:09.40 (119)	3:09.40	47.49
120	3501259	EKSTROEM Axel	1995		3:09.41 (120)	3:09.41	47.50
121	3180587	SALMELIN Johan	1992		3:09.49 (121)	3:09.49	47.58
122	3422130	TORVIK Truls	1994		3:09.89 (122)	3:09.89	47.98
123	3422512	FLATAKER Erling Engesvold	1995		3:10.52 (123)	3:10.52	48.61
124	3390034	KARP Algo	1985		3:10.62 (124)	3:10.62	48.71
125	3390238	MOISTUS Robert Klen	1998		3:10.86 (125)	3:10.86	48.95
126	3250018	BIRGISSON Saevar	1988		3:11.11 (126)	3:11.11	49.20
127	3180218	SIMOLA Jani	1985		3:11.18 (127)	3:11.18	49.27
128	3422583	WESTGAARD Thomas Hjalmar	1995		3:11.30 (128)	3:11.30	49.39
129	3180870	MAKELA Juuso	1994		3:11.86 (129)	3:11.86	49.95
130	3180934	KARTANO Antti	1994		3:12.27 (130)	3:12.27	50.36
131	3180522	TIILIKAINEN Tino	1987		3:12.67 (131)	3:12.67	50.76
132	3421318	GJEMSE Magnus	1991		3:12.73 (132)	3:12.73	50.82
133	3422515	HAUGAN Sindre Oewre	1995		3:12.74 (133)	3:12.74	50.83
134	3421064	LIE Sturla	1992		3:12.97 (134)	3:12.97	51.06
135	3421776	ANDERSEN Fredrik Ole Oldereid	1993		3:13.18 (135)	3:13.18	51.27
136	3780027	JAKELIUNAS Lukas	1992		3:13.22 (136)	3:13.22	51.31
137	3390204	VAHER Kaspar	1996		3:14.68 (137)	3:14.68	52.77
138	3180813	PONTINEN Teemu	1994		3:14.72 (138)	3:14.72	52.81
139	3390208	AHTIAINEN Henri	1998		3:15.06 (139)	3:15.06	53.15
140	3390227	JAANIPERE Rico	1997		3:15.17 (140)	3:15.17	53.26
141	3390228	RATT Alvar	1998		3:16.87 (141)	3:16.87	54.96
142	3180413	PALOSAARI Heikki	1986		3:17.67 (142)	3:17.67	55.76
143	3390233	KORK Taimar	1997		3:17.71 (143)	3:17.71	55.80
144	3421659	RINGEN Anton Killi	1993		3:17.86 (144)	3:17.86	55.95
145	3390224	KARRI Kaarel	1998		3:18.73 (145)	3:18.73	56.82
146	3390219	UHA Jyri	1997		3:20.73 (146)	3:20.73	58.82
147	3390239	NEEME Reigo	1997		3:21.61 (147)	3:21.61	59.70
148	3390232	KULLAMAA Kaarel	1996		3:22.04 (148)	3:22.04	1:00.13
149	3250023	KRISTINSSON Brynjar Leo	1988		3:22.24 (149)	3:22.24	1:00.33
150	3550174	SKEPS Alvis	1998		3:23.77 (150)	3:23.77	1:01.86
151	3550192	LIEPINS Karlis	1999		3:36.92 (151)	3:36.92	1:15.01